

UpToDate®

UpToDate® Anywhere Access Tip Sheet

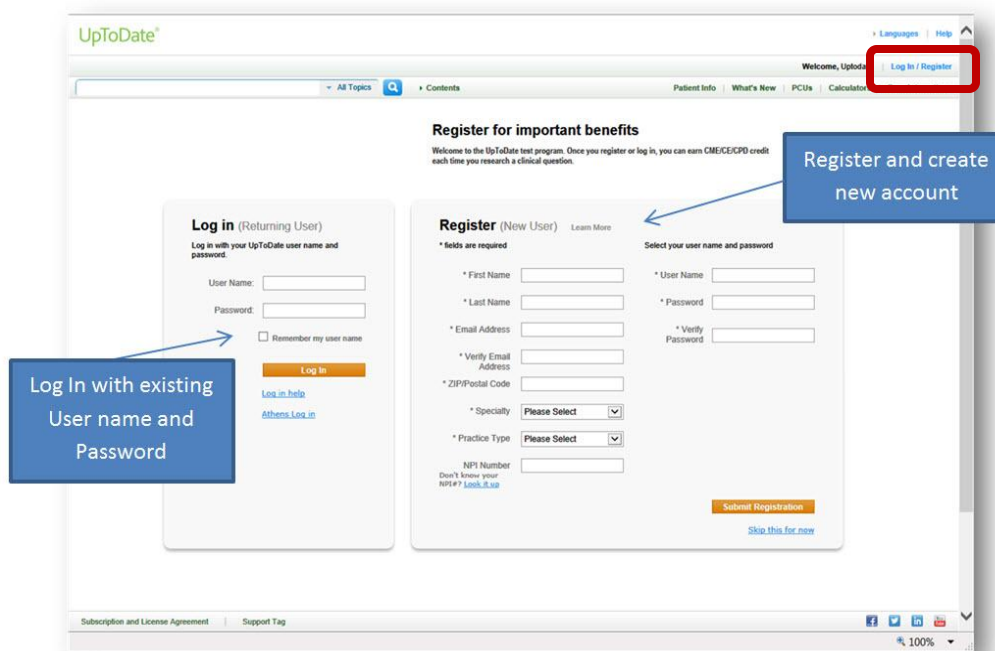
Getting Started:

1. Access UpToDate in one of the following locations:
 - a. Calder homepage → E-Databases→UpToDate
 - b. Calder homepage → E-Databases→All Databases→U→UpToDate
2. In order to gain access to UpToDate Anywhere you will need to **Login or Register**.

Once registered, you will have access to UpToDate from any web browser and on up to two mobile devices.

Click on the “Login/Register” tab in the upper right hand corner.

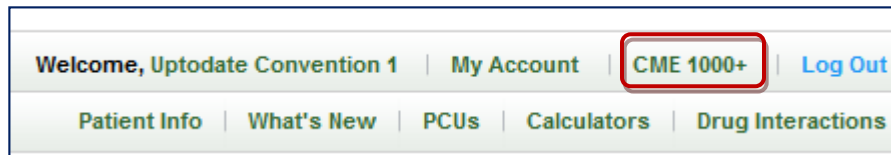
Complete registration fields or log in with current UpToDate credentials when the Registration Page appears:



Remember: You must register from within the University of Miami network in order to gain access to the mobile apps and accrue CME credits.

To register, complete all fields and click “Submit Registration.” **This is a onetime registration.** Once registered, you will receive an email confirmation from UpToDate.

To ensure you are logged in correctly and earning CME credits, check to make sure the CME tab appears in the navigation bar as shown below.



Important: You will use your username and password to access UpToDate from mobile apps and the UpToDate website login.

You are now registered and ready to begin earning CME!

UpToDate® Anywhere Mobile Apps

You are now able to download any of our mobile apps on up to two devices:



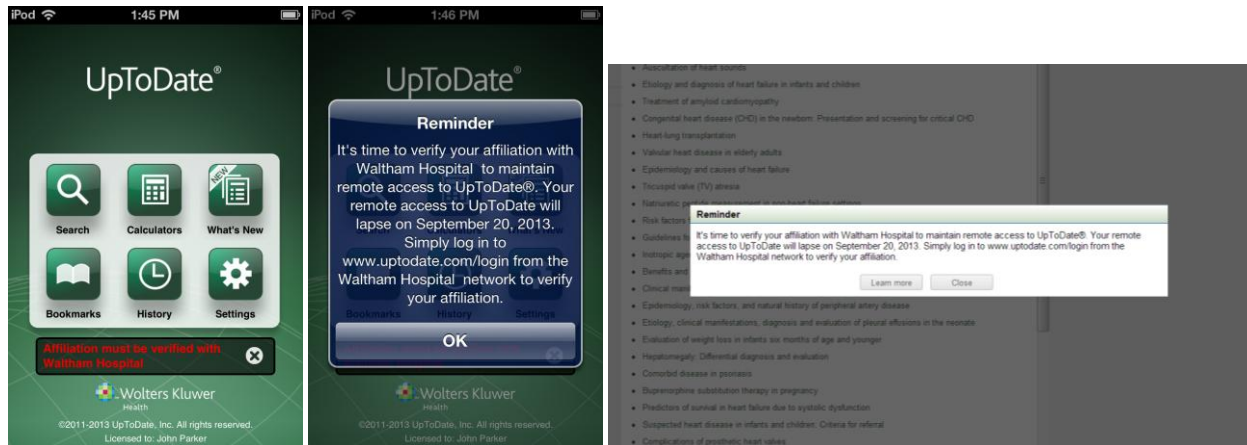
Once the mobile app has downloaded on your device, please use the UpToDate username and password you created during the registration process to log in.

Using UpToDate Off-site:

In addition to the mobile device, with the credentials that you created during the registration process, you can now access UpToDate from any computer with internet access. Simply go www.uptodate.com from any web browser and click the “Log In” button located in the top right corner of the website.

30 Day Re-verification Required

In-application & email messaging will inform you of the need to verify affiliation with your organization. Complete verification by: logging in to UpToDate from the University of Miami network (onsite or remotely) at least once every 30 days.



For more information on how to download the mobile app to your device, visit the link below:

<http://www.uptodate.com/home/uptodate-mobile-access>

Contact Customer Service at 1-800-998-6374 or email customerservice@uptodate.com